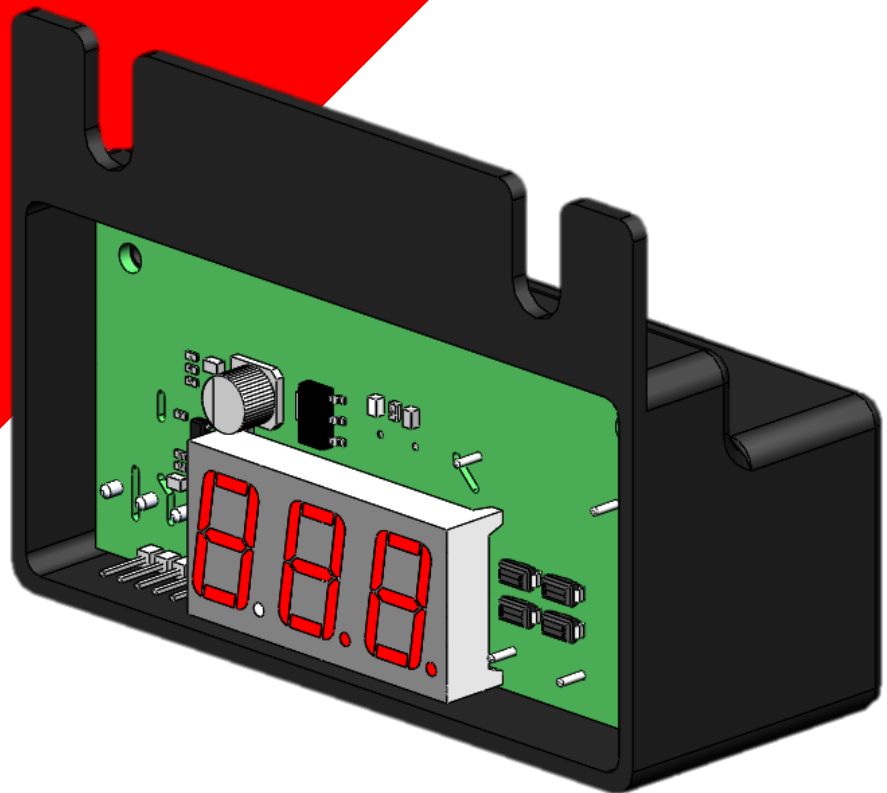
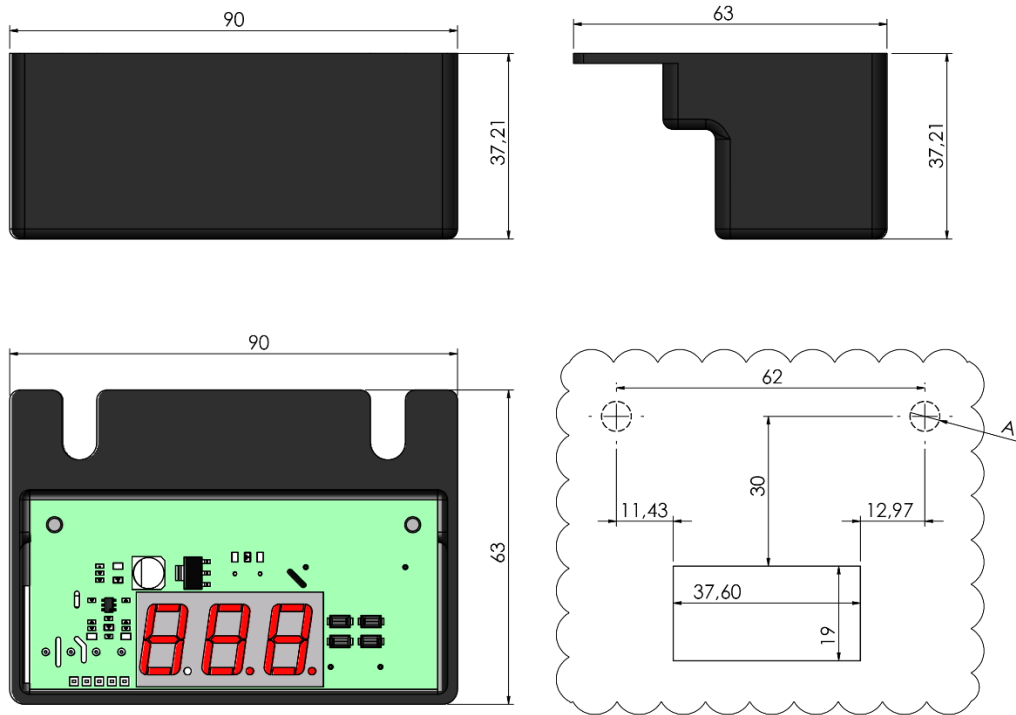



AKE.100.001.01.01
DIGITAL TEMPERATURE
INDICATOR
USER MANUAL



1.DEVICE DIMENSIONS



2.DEVICE CONNECTION DIAGRAM



3. CAUTIONS

- Be sure to read the operating instructions before using the appliance and follow the instructions and cautions in the manual when using the appliance. Otherwise the responsibility for accidents and damages that may belong to the buyer.
- Installation and connection of the device should be done by experienced technicians in accordance with the diagram. Otherwise the responsibility belongs to the buyer.
- The operating ambient temperature of the device should be between 0 to 50 °C.
- The supply voltage must be checked before the device is energized.
- Precautions must be taken to prevent liquid flow into the device and metal chips to conduct. Otherwise, there may be accidents such as fire and electric shock.
- In case of any malfunction, do not interfere with the device. If the malfunction continues, notify the service in writing with the explanation.
- Electrical and mechanical precautions must be taken to prevent accidents and damages if the device is broken while being attached to the machine.
- Never remove the warranty label. Otherwise, your device is not covered by the warranty. The appliance must be repaired by authorized service personnel.
- The cables carrying the sensor and input signals to the device shall be prevented from being moved and influenced separately as far as possible from the inductive load cables operating as feed, control, switching.
- Shielded cables should be selected for the cables that carry the sensor and input signals to the device, and the cable shield must be connected to the ground.
- If more than one electronic device is used, separate feeder lines for each device must be towed. Insulation traces and line filters should be used on the supply line where there is excessive electrical noise.
- No control circuit should be connected to the device supply line.
- The appliance should be cleaned with a soft, damp cloth with a front panel. Thinner etc. do not use substances.
- Please do not use high-torque screwdrivers when mounting the device.

4.DEVICE FUNCTIONS

Digital Temperature Indicator is a device that operates with J type and K type thermocouples. The plastic mounting apparatus provides mounting advantages.

4.1 STANDARD TECHNICAL SPECIFICATIONS

- 1 unit 3 digit 7 segment display
- 1 unit thermocouple input
- 220-240VAC operating voltage
- Plastic mounting apparatus