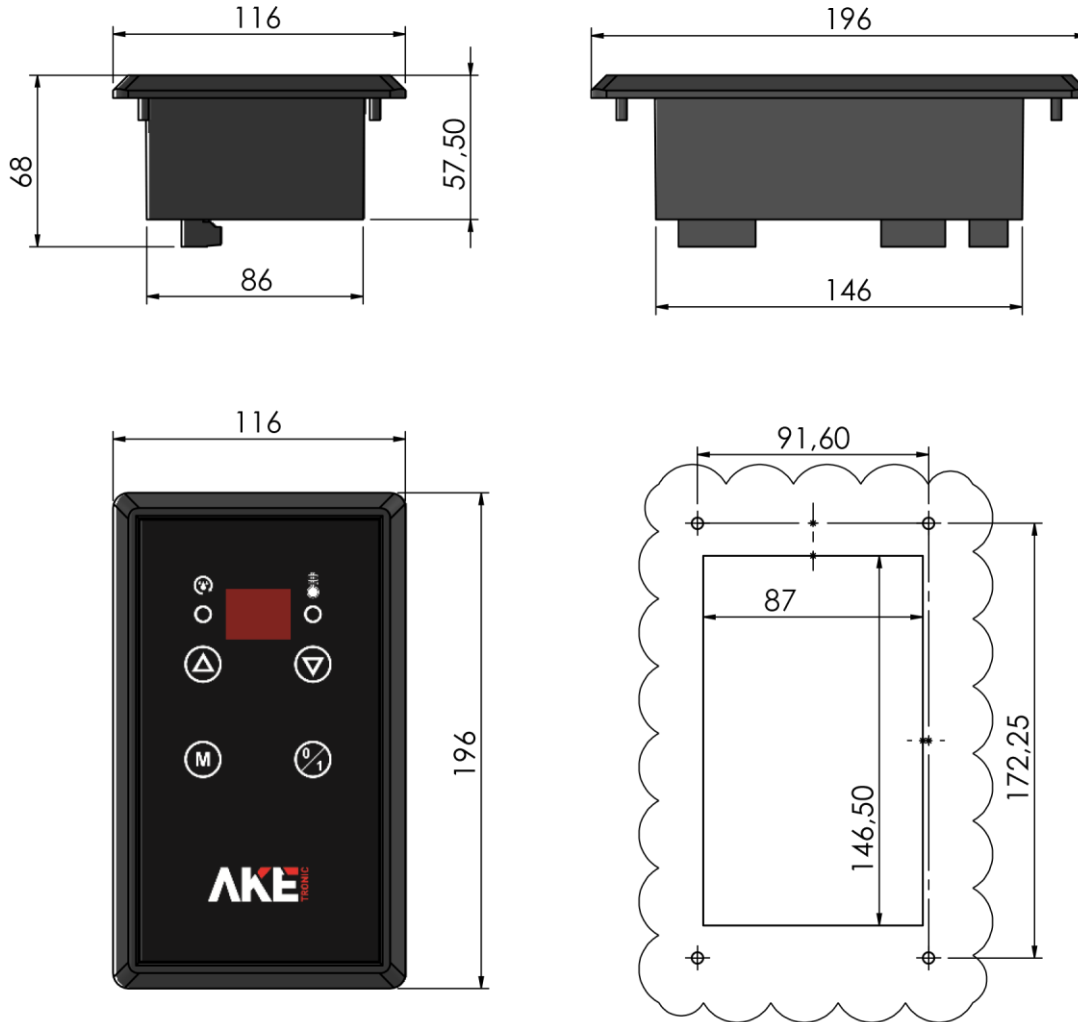


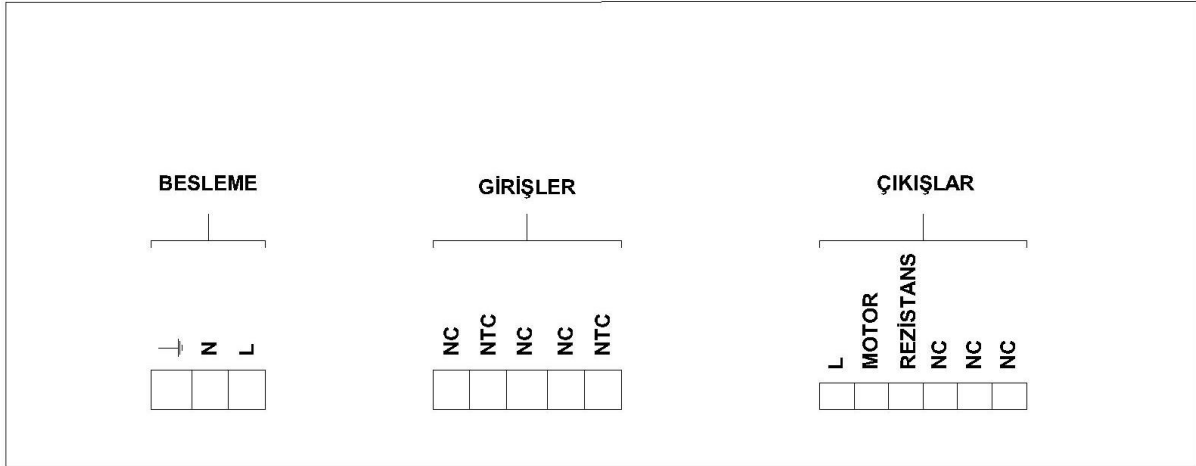
**AKE.207.002.01.01**  
**CHOCOLATE WATERFALL**  
**MACHINE CONTROLLER**  
**USER MANUAL**



## 1.DEVICE DIMENSIONS



## 2.DEVICE CONNECTION DIAGRAM



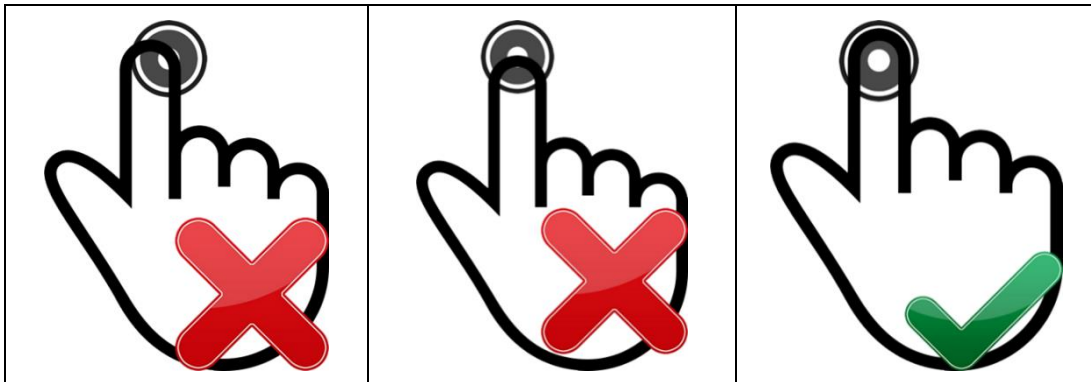
### 3. CAUTIONS

- Be sure to read the operating instructions before using the appliance and follow the instructions and cautions in the manual when using the appliance. Otherwise the responsibility for accidents and damages that may belong to the buyer.
- Installation and connection of the device should be done by experienced technicians in accordance with the diagram. Otherwise the responsibility belongs to the buyer.
- The operating ambient temperature of the device should be between 0 to 50 °C.
- The supply voltage must be checked before the device is energized.
- Precautions must be taken to prevent liquid flow into the device and metal chips to conduct. Otherwise, there may be accidents such as fire and electric shock.
- In case of any malfunction, do not interfere with the device. If the malfunction continues, notify the service in writing with the explanation.
- Electrical and mechanical precautions must be taken to prevent accidents and damages if the device is broken while being attached to the machine.
- Never remove the warranty label. Otherwise, your device is not covered by the warranty. The appliance must be repaired by authorized service personnel.
- The cables carrying the sensor and input signals to the device shall be prevented from being moved and influenced separately as far as possible from the inductive load cables operating as feed, control, switching.
- Shielded cables should be selected for the cables that carry the sensor and input signals to the device, and the cable shield must be connected to the ground.

- If more than one electronic device is used, separate feeder lines for each device must be towed. Insulation traces and line filters should be used on the supply line where there is excessive electrical noise.
- No control circuit should be connected to the device supply line.
- The appliance should be cleaned with a soft, damp cloth with a front panel. Thinner etc. do not use substances.
- Please do not use high-torque screwdrivers when mounting the device.

#### 4. HOW TO USE TOUCH PANEL

- When the machine is power on, do not touch all buttons until the light of the On / Off button is on.
- As indicated in the following illustration



#### 5. GENERAL FEATURES

It is an elegant and stylish control panel designed for running Chocolate Waterfall Machines. It provides ease of use with its high sensitivity touch buttons. It sets its users with technology with warning lights, audible warning system, and clear displays. The user safety prioritize under favour of the safing sensor that can easily connect to control panel. Chocolate Waterfall keep warm with the help of temperature reader. The flexible, impact resistant, waterproof panel makes cleaning easier and its lifetime longer. Company-focused designs can be made with changeable visual design.

##### 5.1 STANDARD TECHNICAL SPECIFICATIONS






- 1 units 2 digit 7 segment display
- 4 units LED illuminated touch button

- 2 units 220VAC output (Max: 5A)
- 1 unit NTC input
- 220-240 VAC operating voltage
- Warning buzzer system
- 2 units caution led.
- Impact resistant, waterproof, joint protection front panel
- Logo illumination
- Plastic box.

## 5.2 OPTIONAL FEATURES

- Different supply voltage 12-24V AC/DC
- Customer specific label and software change

## 6.DEVICE FUNCTIONS

	<p><b>START-STOP:</b> When device energised, please touch start/stop button to activate or inactivate chocolate waterfall.</p>
	<p><b>OPERATING MOTOR:</b> After melting chocolate and turning on caution light, please touch the button to operate motor.</p>
	<p><b>TEMPERATURE SETTING:</b> Please use UP/DOWN buttons to adjust temperature for melting chocolate.</p>
	<p><b>MELTING CAUTION:</b> The caution shows that the temperature reached melting temperature and motor should be operated.</p>
	<p><b>THERMOREGULATOR CAUTION:</b> Thermoregulator caution is turned on until reaching melting temperature of chocolate. After reaching melting temperature, thermoregulator caution is turned off.</p>

## 7.DEVICE MALFUNCTION SITUATION

If the temperature is under 70 and NTC temperature sensor is not connected, warning buzzer system is activated and all lights on device flashes on and off.

